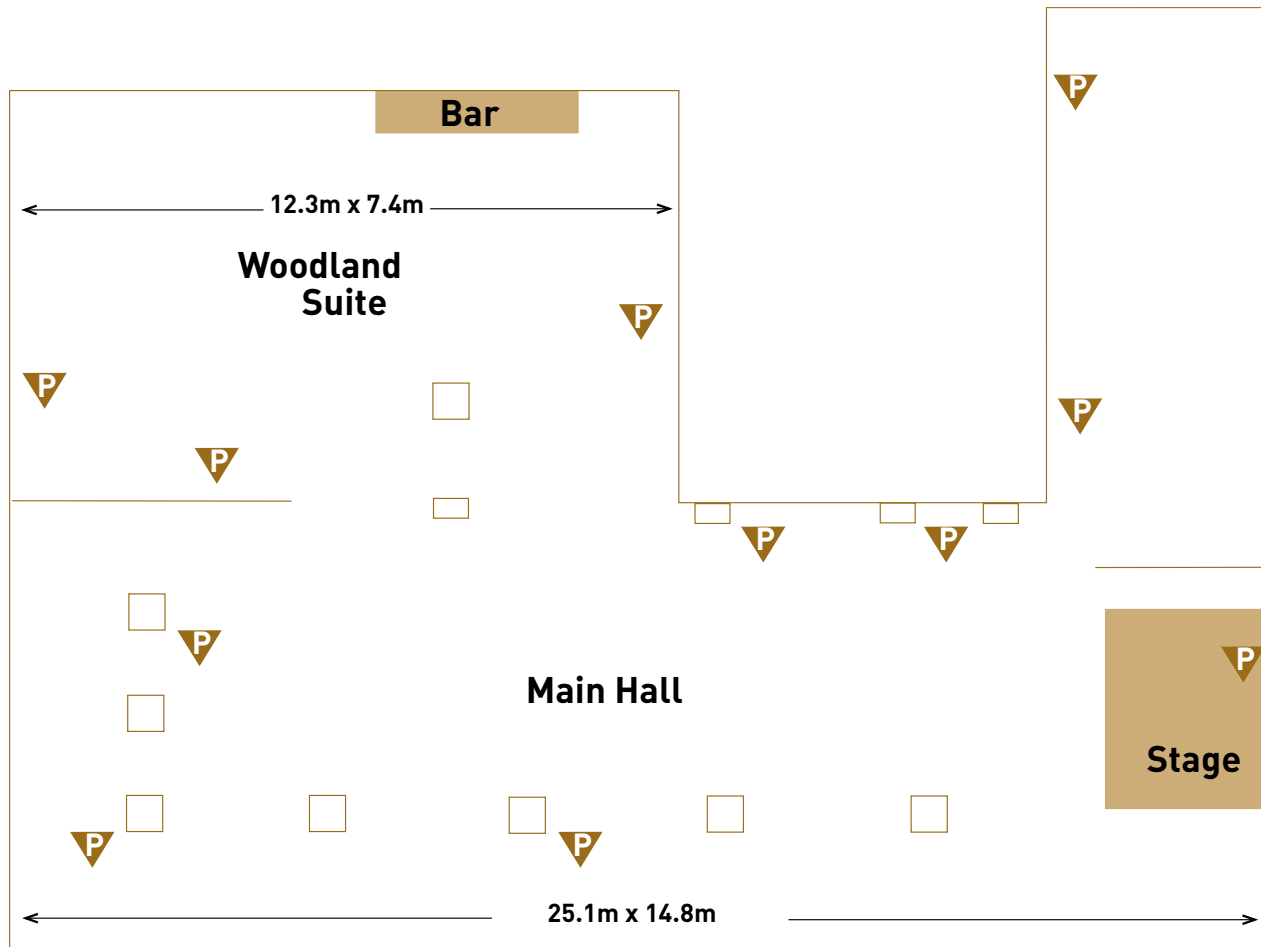


Floor plan

Buile Hill Park Hall



Dimensions: Main Hall: 25.1m x 14.8m | Woodland Suite: 12.3m x 7.4m | Ceiling height: 2.7m

Capacity:

Main Hall	theatre	350
	reception buffet/party	300
	dinner/wedding breakfast	320
Woodland Suite	theatre	40
	reception buffet/party	50
	dinner/wedding breakfast	40

Lighting: natural daylight | spotlights (stage area) | wall lights | fluorescents | recessed spotlights

Power: 24 x 13 amp sockets

Conference facilities: projector (pc.video & mac compatability) | 9' screen | lectern (side laptop shelf, DVD, VHS, light, gooseneck microphone) | microphone (static, radio, tieclip)

Sound: wall mounted speakers | 1 amplifier

Access: ground floor

Miscellaneous: The Woodland Suite is available as an extension of the Main Hall or can be separated on request | dance floor and stage | 87 acres of parkland | licensed to hold wedding ceremonies | air conditioning | gardens for marquees and barbecues

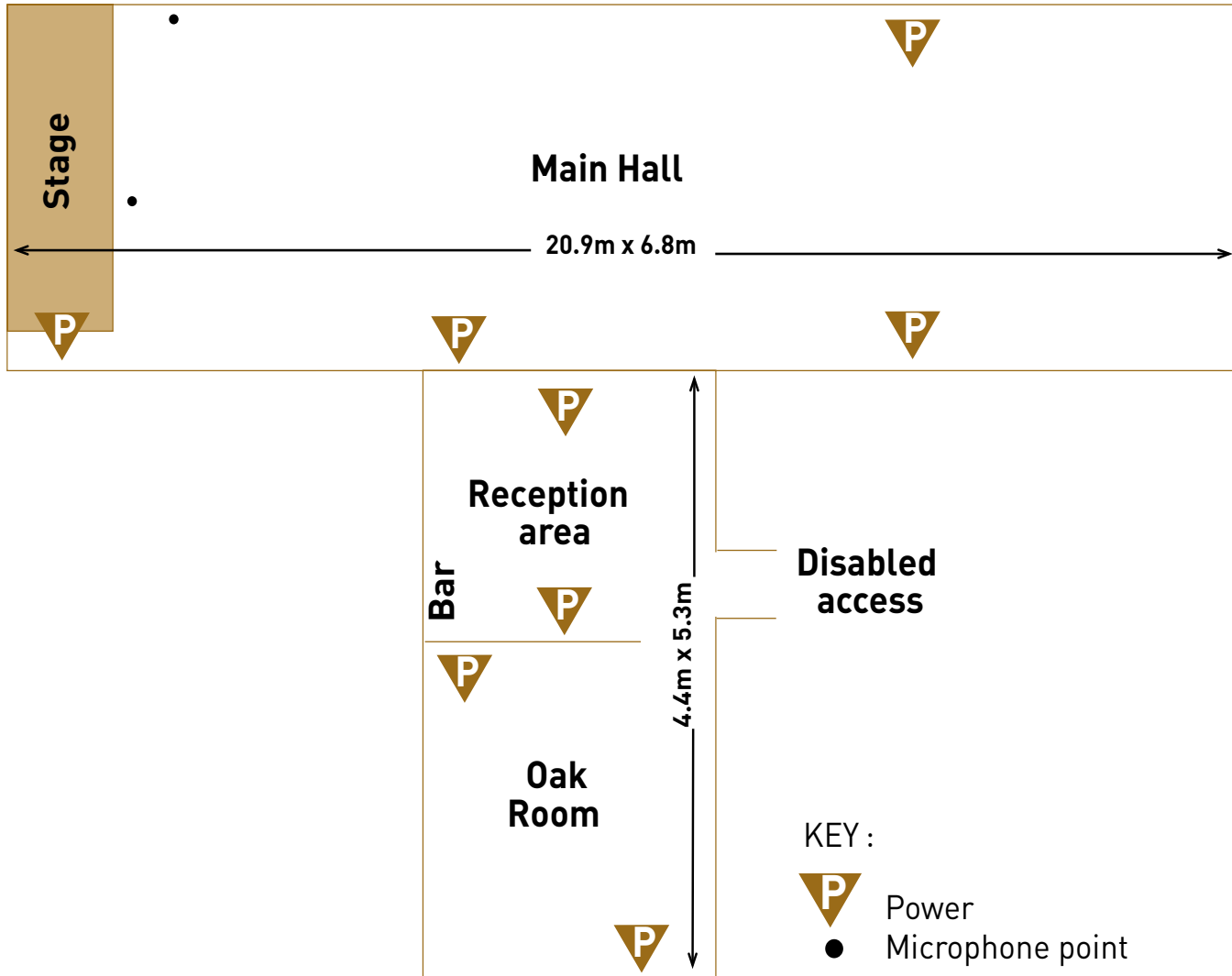

Key :



Power

Floor plan

The Court House, Worsley



Dimensions: Main Hall: 20.9m x 6.8m | Oak Room & Reception area: 4.4m x 5.3m

Capacity:

Main Hall	theatre	140
	reception buffet/party	140
	dinner/wedding breakfast	80

Oak Room	theatre	20
	reception buffet	20
	dinner	12

Lighting: natural daylight | spotlights | chandeliers

Power: 18 x 13 amp sockets

Conference facilities: PowerPoint projector | 5'screen | DVD | microphones

Sound: 4 ceiling mounted speakers | 1 amplifier | guardian sound monitor (This must be used by DJs)

Access: ground floor

Miscellaneous: The Oak Room is available as an extension of the Main Hall for larger parties | licensed to hold wedding ceremonies | public car park for up to 60 cars | dance floor and stage | minstrels gallery